


# PORTFOILO

ARCHITECTUTERE

PUNCHOK PUANGKHAM

# SMALL SPACE

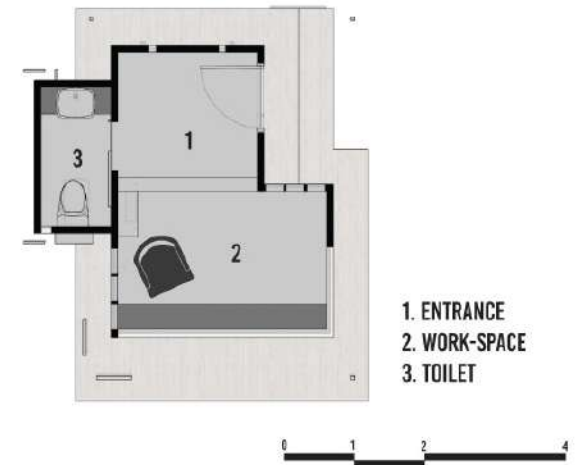


## CONCEPT

small space design project for users who have a passion for playing guitar And designed for use in playing music, composing music, relaxing by using design concepts related to music. To have an interesting rhythm that uses ideas from five lines from music theory. which is a tool and language for communicating music into a design concept.



## PLAN



## MODEL

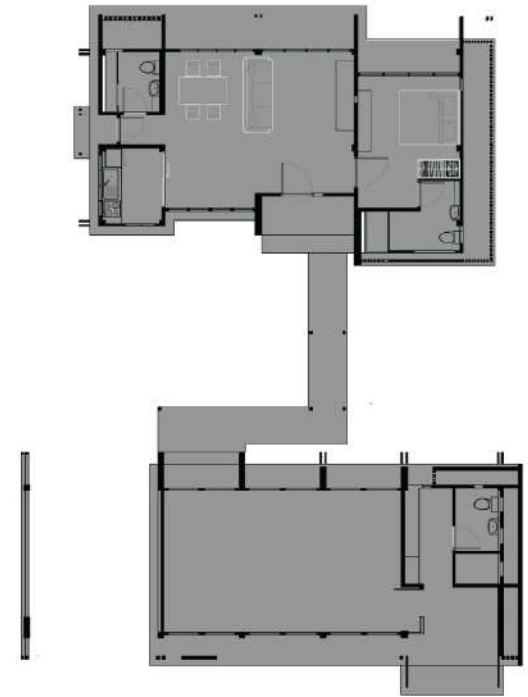


## ELEVATION



# SMALL HOUSE

PLAN



ELEVATION



## CONCEPT

small house design project Users are used as yoga coaches. Need a house to live small and can be used to teach yoga. which is clearly separated between the residential house and the yoga studio with interconnection need space exposed to the outside That is natural and peaceful, the house is designed to blend in with the context. to be one and the same between the user's home and yoga activities





**ICONIC PROJECT**



**BJARKE INGELS**  
BIG | BJARKE INGEL GROUP

PLAYFULL · RESPONSIBILITY  
hedonistic sustainability  
utopian architecture

**GREEN HOUSE LTN**

**CONCEPT**  
The building is designed to be a green house, providing a sustainable and healthy living environment for its residents.

**USER**  
The building is designed for a diverse range of users, including families, young professionals, and students.

**FUNCTION**  
The building includes a variety of spaces, including a lobby, a coworking space, a library, a roof garden, a hydroponics room, and a cafe.

**SITE**  
The building is located in a prime urban area, surrounded by greenery and public spaces.

**PRIVATE** 70%  
**CENTER AREA** 10%  
**PUBLIC** 20%

**GREEN LIFE TECHNOLOGY**



**DIAGRAM DEVELOP**

**MASS DEVELOP**



**ELEVATION I**

**ELEVATION II**

**PLAN FLOOR I**

**PLAN FLOOR II**

**SECTION I**


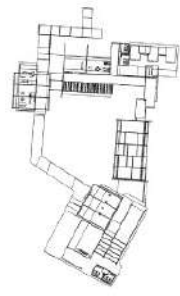

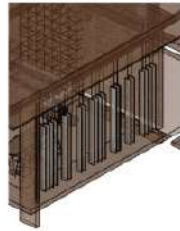



**SECTION II**

RESEARCH & EXPERIMENT

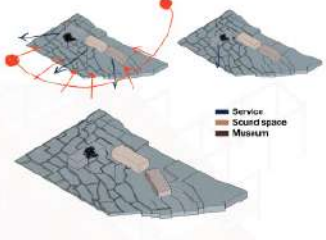


Yin 2018  
2018-2018

2018.10.10




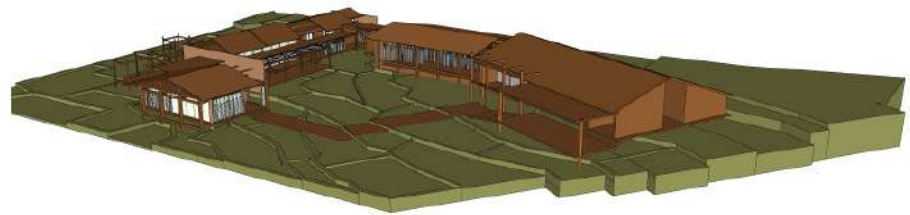
DESIGN DEVELOP



Service  
Squid space  
Museum



# ARTIST SPACE





# AKI HOUSE

Aki House is a pop-up coffee shop project for selling coffee and bakery. Designed to feel the warmth of the coffee shop, comfortable, simple, using natural materials such as wood, stone that are not too bright and dark. in the middle tone To provide both baristas and customers with a homely experience.

## MATRIOR IDEA



## TONE



## PLAN






# WOODEN PAVILLION



Wooddan Pavilion It is a Pavilion design project of Wooden, a company selling wooden products. There is a real wood set and wooden furniture. For setting up a trade show booth in the Architect Fair, with many experiments and design ideas from bringing wooden products to create and design stories. to create new experiences from users in order to create a sense of connection with the products used as a design concept by telling the story of wood From the experience it was like walking into the forest. to observe and touch the wood that has been placed, which is Wooden's product

PLAN







# THE ROOF

# CONCEPT

THE DESIGN OF THE PUBLIC SPACE FOR STUDENTS STAFF AND TOURISTS WHO COME TO THE PROJECT. DUE TO LIMITED SPACE, THE SPACE IS NOT ENOUGH FOR DEMANDING USED. THIS IS THE MAIN IDEA TO CHANGE AND IMPROVE THIS AREA TO MORE BENEFIT. WHEN WE ADOPTING THE UNIQUE CHARACTERISTICS OF TRADITIONAL TAI LUE HOUSE. THEY CALLED THE SUNNY ROOF TERRACE IS BRINGING A UNIQUE ARCHITECTURE OF TAI LUE ONLY. IS A HIGHLIGHT OF THIS PIECE.



# MATERIAL

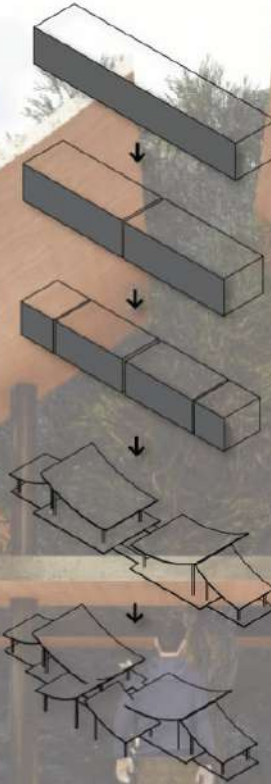


# SITE

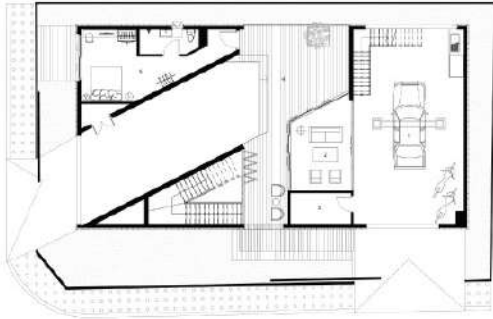


BUS STOP IN FRONT OF IN CHIANG MAI UNIVERSITY

# DEVELOP DIAGRAM

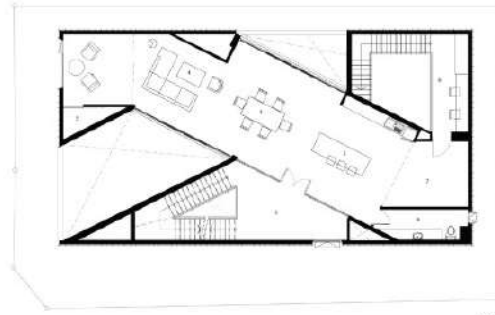


# GRAPHIC DROWING PRESENTATION



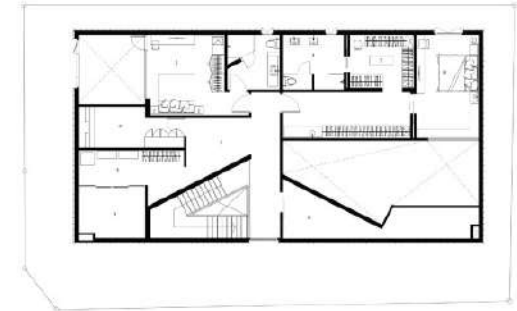
1<sup>st</sup> Floor Plan

- 1. Parking
- 2. Living
- 3. Storage
- 4. Balcony + Corridor
- 5. Bedroom



2<sup>nd</sup> Floor Plan

- 1. Living
- 2. Dining
- 3. Bedroom
- 4. Bedroom
- 5. Storage
- 6. Balcony
- 7. Storage
- 8. Hall



3<sup>rd</sup> Floor Plan

- 1. Living
- 2. Bedroom
- 3. Bedroom
- 4. Bedroom
- 5. Laundry
- 6. Bedroom
- 7. Walk-in Closet
- 8. Master Bedroom
- 9. Storage





រូបភាពផ្ទៃមុខ ១ 1 : 100



រូបភាពផ្ទៃក្រោម ១ 1 : 100



រូបភាពផ្ទៃក្រោយ ១ 1 : 100

# HOUSE DRAWING

## Contact

Teng1.punchok@gmail.com

instargram : Teng1xyz

Line ID : Tengnuengp

083-049-5026