

CAGLA ASKER  
**PORTFOLIO**

interior  
architecture  
works

caglasker@gmail.com  
093-957-24-10



# INDEX

01 - ABOUT ME

02 - CARREER JOURNEY

03 - PROJECTS

04 - ARTWORKS



# about me



I am Çağla Asker, a multi-passionate interior architect with ten years of various experiences, in mainly hospitality and residential sector, focusing on creating spaces that blend aesthetic appeal with functionality.

My career is marked by successful collaborations with prestigious hotel brands through Arketipo Design (in Istanbul) that I worked. Also many clients for the residential projects in my freelance period, later to build an interior design company in 2019 partnered with my brother who is an electrical engineer.

After separating from our company, due to financial challenges, I moved to Bangkok and been living here for 7 months. Now, I desire a position that I can showcase my skills for management between the design and the construction teams.





## education

- Karadeniz Technical University - (TURKEY) Interior Architecture / 2008-2012
- Hochschule Coburg (GERMANY) Design Fakultat / Interior Design - Erasmus Program / 2011 -2012


## languages

- ENGLISH 
- GERMAN 
- BOSNIAN 

## programs

- AUTOCAD 
- 3DSMAX 
- VRAY 
- PHOTOSHOP 
- SKETCH UP 

caglasker@gmail.com  
093-957-24-10



# CAREER JOURNEY



## DESIGN SPECIALIST IN ARKETİPO DESIGN (2014-2016)

---

My 2 years of corporate experience has contributed a lot to me in terms of space-compatible design, practical concept preparation, and color harmony.

Worked in the projects for Turkey, Russia, United Arab Emirates

## FREELANCE EXPERIENCE (2016-2018)

---

This has been an experience where I developed in customer relationships and taking more responsibility. I learned about the importance of applicability of the design as well.

Worked in the projects for Turkey, England, Bulgaria.

## CO-FOUNDER IN KUCA DESIGN (2019 - 2023)

---

I gained experience in the management of the company I established with my brother, producing quick solutions on the construction site, time management and material knowledge. We did from design to construction, turnkey projects.

Worked in the projects for Turkey, Iraq .

# PROJECTS

Turkey  
ritz carlton residence  
design + vis. +  
construction / 2022

Iraq  
dept. of techn. offices  
design + vis. +  
construction / 2021

Bulgaria  
regnum banya spa/hotel  
vis. / 2017

Turkey  
Titanic spa hotel  
design + vis. / 2016

Turkey  
park forbes spa  
design + vis. / 2015





### brief

Our client for this project was a middle age multicultural American couple, business people and they travel a lot.

They needed a short term staying home.

### challenges

unexpected obstacles because of building being old + strict ritz carlton construction regulations

### services

design + visualization + construction oversee + purchase process

### concept

contemporary, cozy, functional, muted colours

# İSTANBUL – RITZ CARLTON

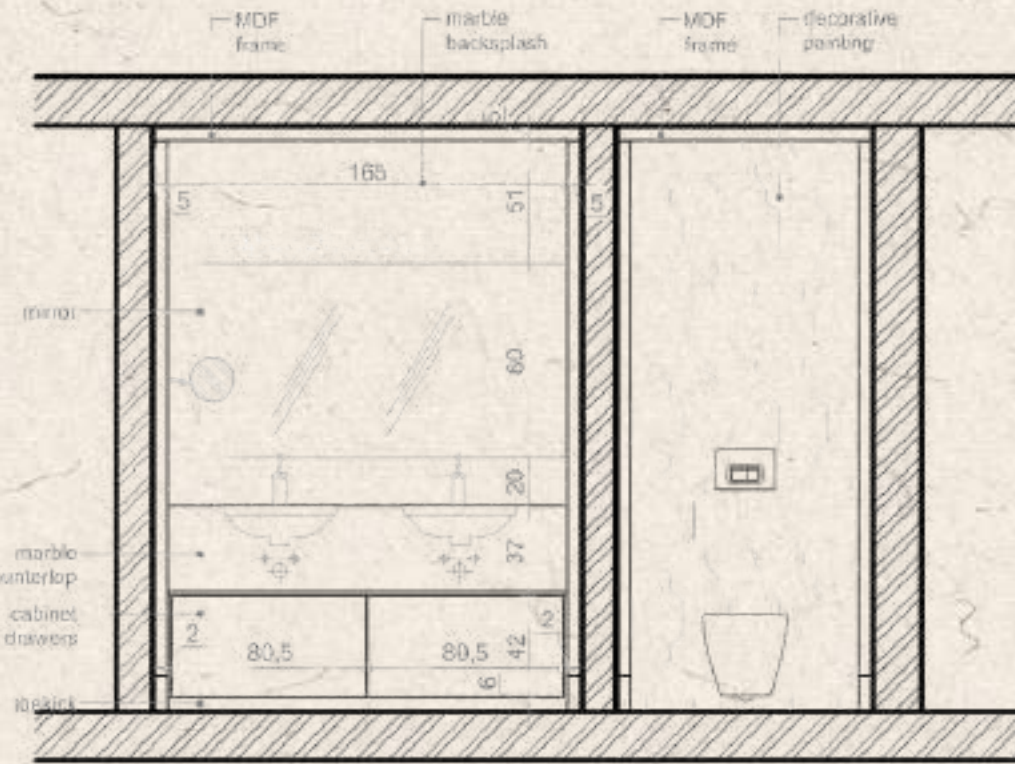
RESIDENCE / 2022



THE RITZ-CARLTON



render from bathroom



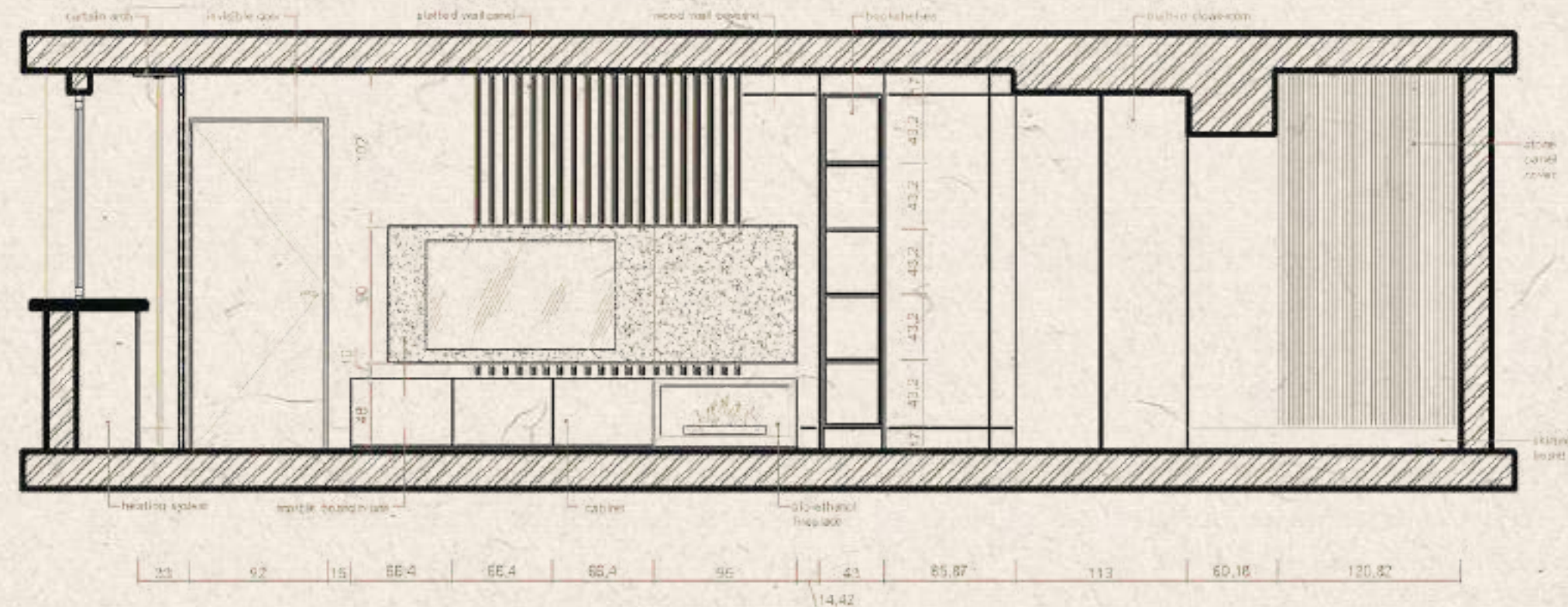
bathroom section

They needed minimum amount of storage, clean and minimalist design, "hotel-like" details and atmosphere .

The building that our project space is in was an old structure and it was meant to be a bank in 1900s. The heating,plumbing and electric system had issues. Also low ceiling and short windows.



render from living room



tv unit section


## FINISHED PROJECT PHOTOS

The construction lasted 4 months. We did most of the furniture custom made. There were several challenges about the custom made furniture not fitting right in between walls, walls were not sleek straight, they had defaults on the surface. So we had to resurface some of the walls and re detail some of the furnitures in the construction process


Another challenge was with the low natural light, we needed to play with their preferred moody colours to balance the natural light by choosing lighter grays closer to the windows and where we had darker colours, we put more lighting.



In the living room, client wanted me to paint a painting for them. So the painting we see on the wall is done by me.



bedroom



living room



bathroom



kitchen





# IRAQ – ERBIL

## brief

designing 2000 sq meters , offices, exclusive zones, meeting, socializing and eating zones.

our client had a clear vision, human centric design that promotes creativity while reflecting the cultural heritage. Also they wanted to represent their innovative approach and reach out global connections.

## challenges

we had limited time that didn't allow us to create realistic renderings, instead we communicated our design through Sketchup models and coloured technical drawings of our ideas.

## services

design + visualization + construction oversee + purchase process

## concept

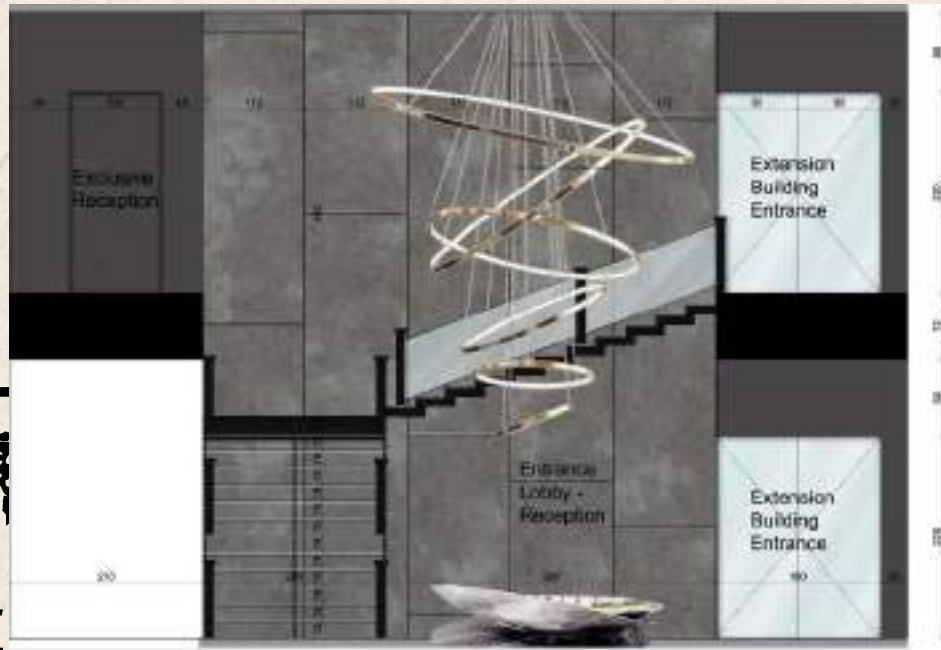
modern, approachable, warm, luxurious, open, warm interiors

DEPARTMENT OF INFORMATION TECHNOLOGY OFFICES

/ 2021

There are mainly offices, some exclusive presidential rooms and common areas as a cafe, game room or podcast corners. We (as my previous interior design agency in İstanbul) were hired to design and presentate our design to the client. Then our contractor partner rehired us for the construction process.

I managed a big team had several diciplines working at the same time. Often, I had to fly back to İstanbul to purchase and oversee the manufacturing process, schedule the logyistics..



section from the entrance area



section from the reception area



1ST FLOOR LAYOUT



exclusive office coloured layout


we wanted to achieve a luxurious, modern and approachable vibe in the interiors while keeping different functions nurtured with a touch of corporate colour selections and material choices.

wallpaper

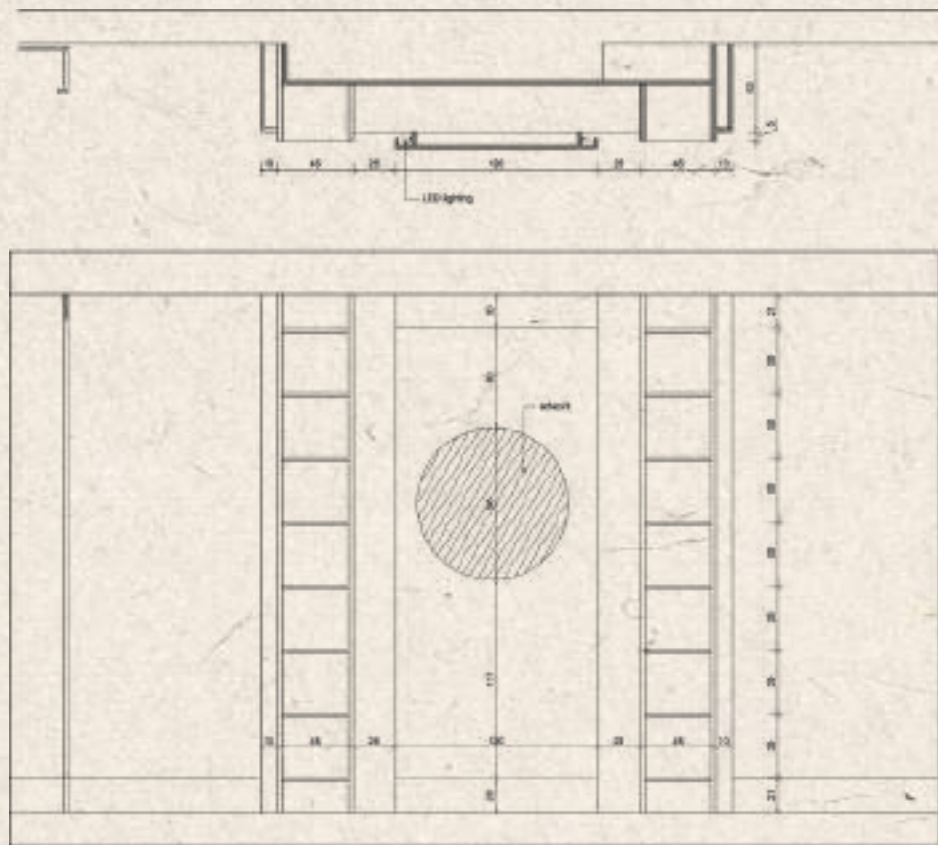
marble

copper


exclusive lounge carpet



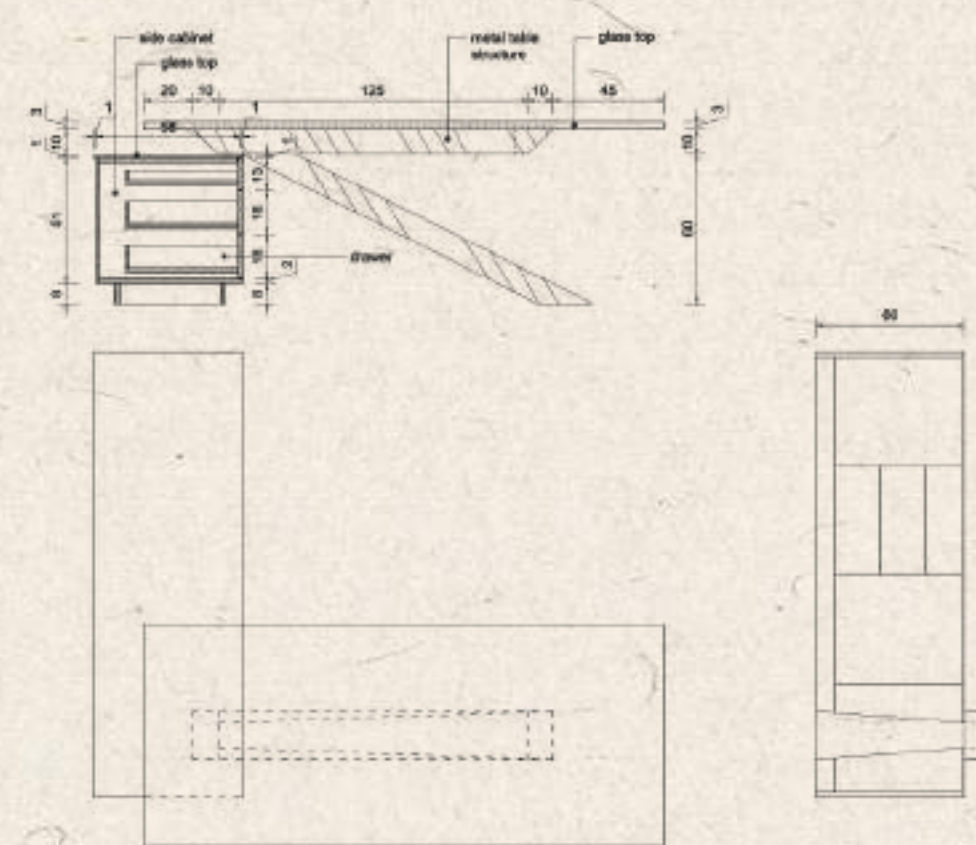
2nd FLOOR LAYOUT



exclusive office back wall detail drawing



exclusive office sketchup model



exclusive office desk details

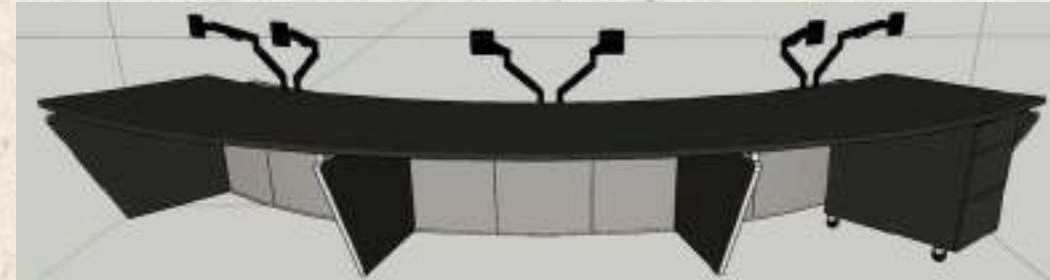


video call - meeting room sketch up model

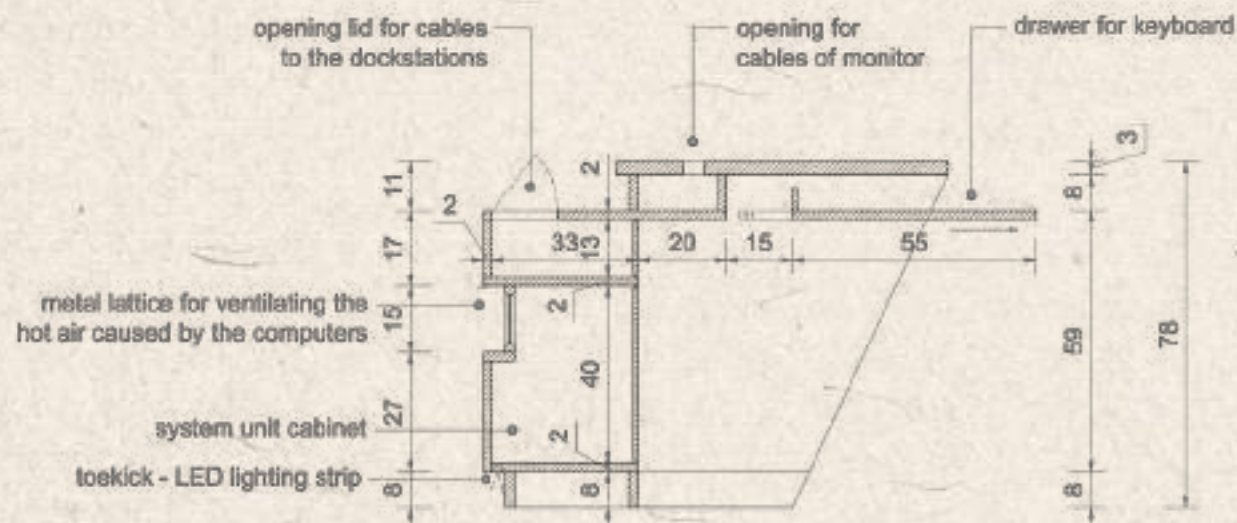
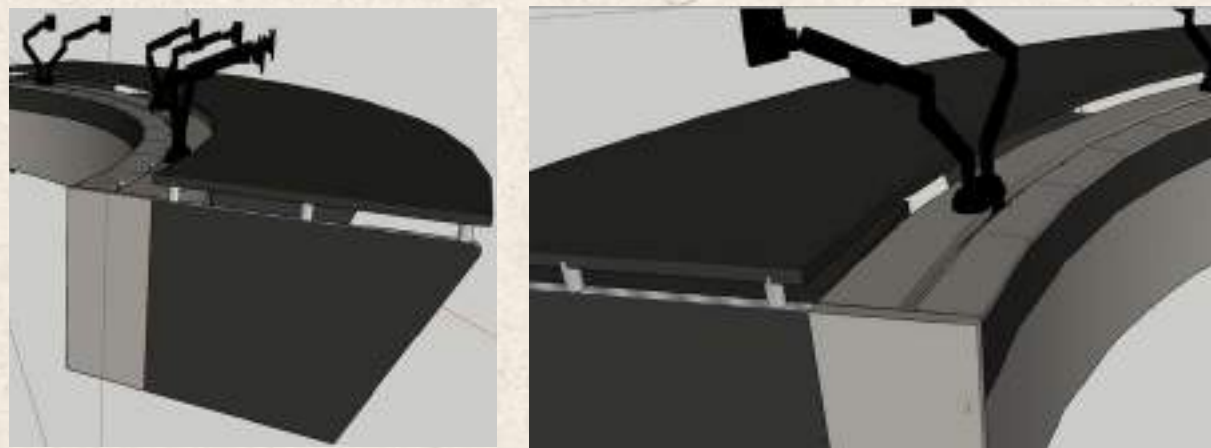


main meeting room sketch up model

this is a specific **NOC ROOM DESK DESIGN**, the developers who are going to use these, had many different functions as needs. I made several meetings with the developers to discuss the details



screenshots from the production models from Sketchup



section from noc room desk design

- ventilation for the computer units,
- cable paths, openable lids for adjustments and repair,
- high ergonomics for long time computer usage.
- adjustable monitor connections

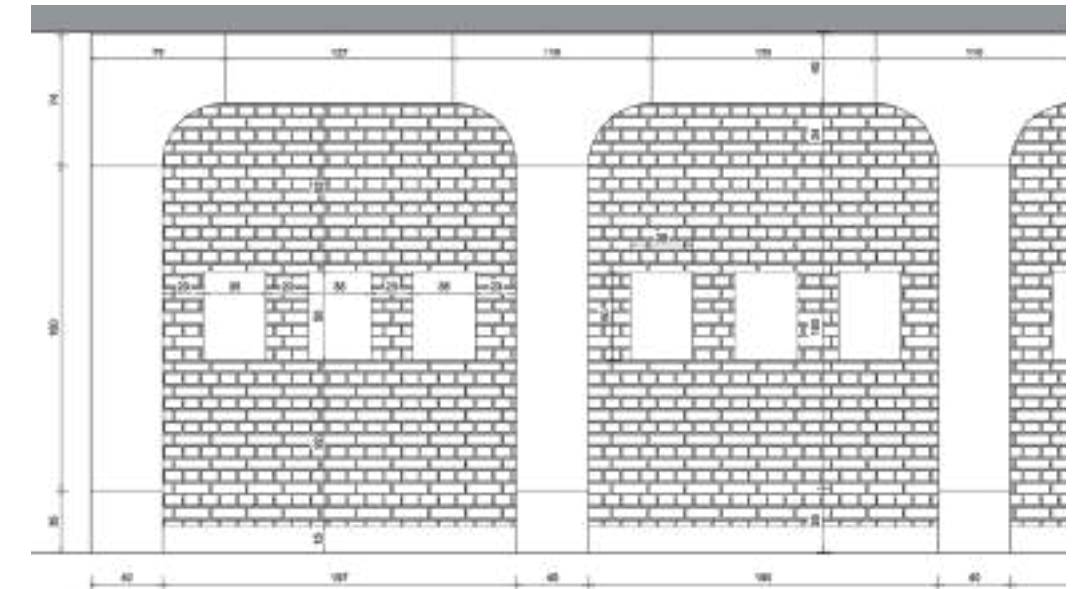
## CANTEEN AREA HISTORY WALL

Our client was dedicated to represent their rich cultural heritage through the actual bricks they transported from the ancient city walls of Erbil.

We wanted to tell about the history of this beautiful city through written information boards hang on this brick walls.




I was inspired to create arches that are framing these brick walls to emphasize the importance of these walls plus referring to the authentic shapes of the traditional Iraqi houses.



section from the wall



sketchup model screenshot from the wall



### brief

create realistic renderings with warm ambience , contrast colours, rough textures, natural materials.

### challenges

mixing the hard surface textures in a harmonious way not to look too complex visually, soften the images with warm light and colours

### services

visualization

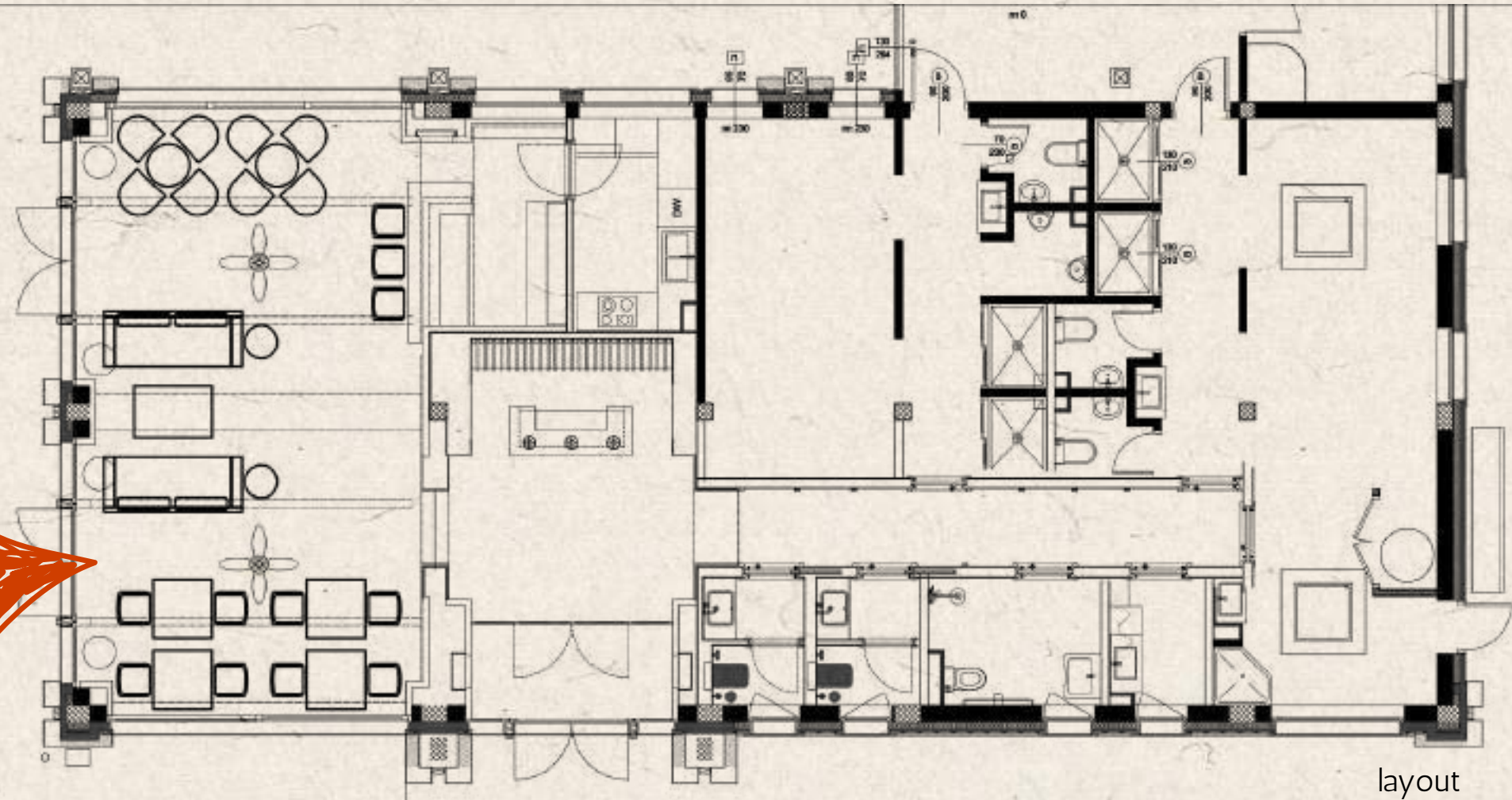
### concept

modern, rustic style with a touch of industrial, focused on natural materials and using shades of nature as greens and browns

# BULGARIA – REGNUM CARYA

  
REGNUM  
BANYA THERMAL

SPA - HOTEL / 2017



layout



restaurant - bar (FOREST)

In this period of my career, I was a freelancer cooperating with hotel interior architects.

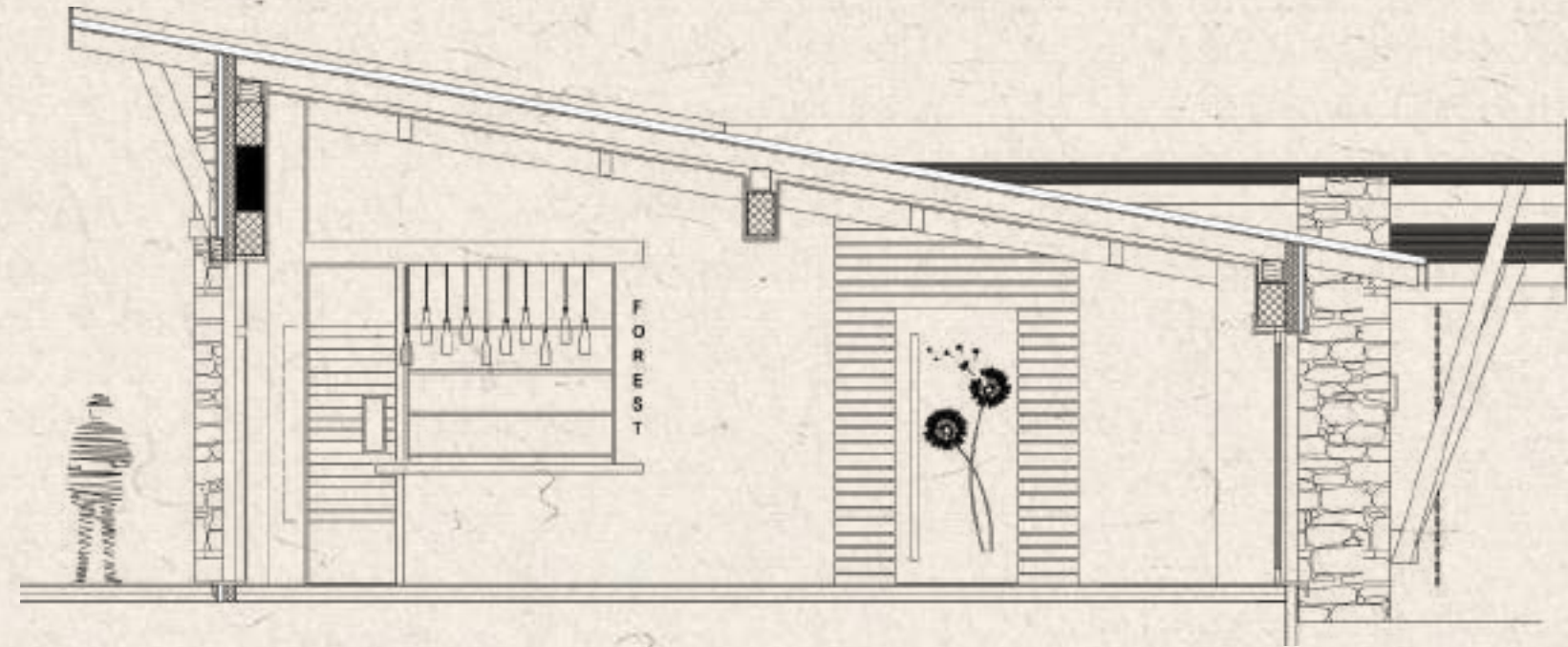
I've worked with another interior designer in this project, she had a design idea. I turned that idea into realistic soft renderings.



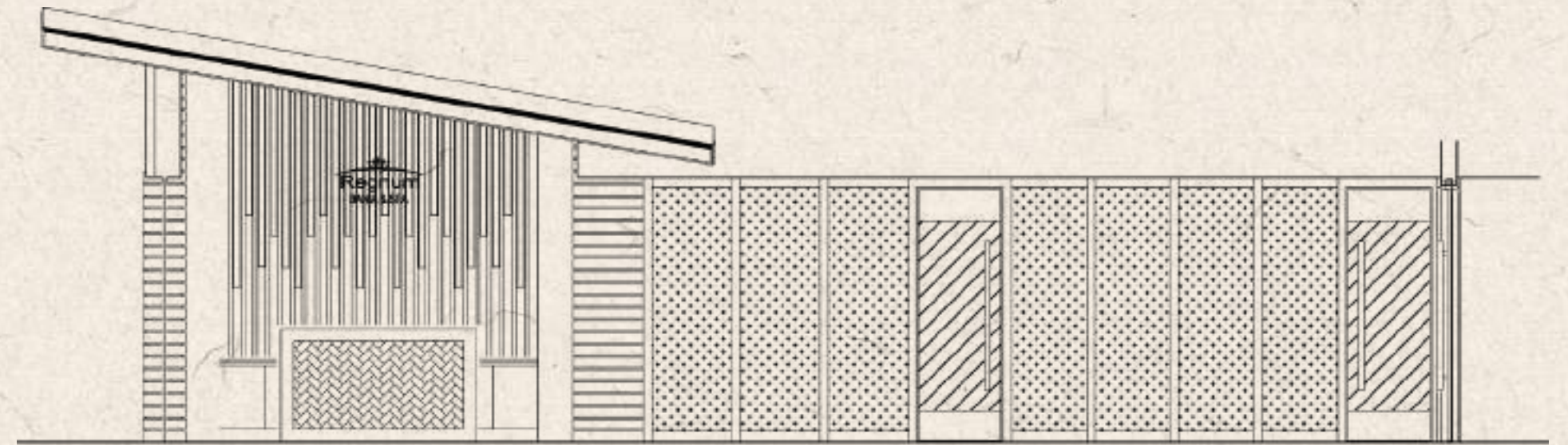
massage room



massage room



section from the restaurant



section from the spa corridor





### brief

design and visualize the suite+spa areas working with several teams, including the material selection, technical detail and construction team + design coordinator

### challenges

coordination between the departments was a new experience.

### services

design + visualization

### concept

modern, country style with a touch of mediterranean colour scheme

# TURKEY - TITANIC

SPA - HOTEL / 2016

TITANIC  
HOTELS



Turkish sauna (HAMAM)



spa relaxing lounge



spa - warming lounge



a la carte restaurant (AEGEAN )

We wanted to keep the mediterranean feeling overall and comprehensively in different zones of the hotel.

Creating soft shapes that follow throughout the spaces, keeping the cozy touch and shades of blue., turquoise and green .



### brief

using warm colours and soft shapes, create a warm retreat feeling throughout the spa area, work with the design coordinator

### challenges

the hotel was in a city (iskenderun) that has an incredibly rich cultural heritage. we wanted to reflect the history while providing a luxurious and modern ambient

### services

design + visualization

### concept

modern, traditional luxurious with an orientale touch

# TURKEY – PARK FORBES

SPA - HOTEL / 2015



spa relaxation zone



gym studio



massage room




spa reception

We wanted to carry the warm shades of yellow ochre, burnt umber to keep this natural concept and warm luxurious feeling.

We incorporated some orientale patterns while including some vertical flowing shapes to balance a modern touch.

There was an intended mysterious vibe in the renderings.



# ARTWORKS

2019 - 2024

caglasker@gmail.com  
093-957-24-10

I use my poems as inspirations for concepts.

Generally my creative process starts with words, so I can feel thoroughly what bothers me, excites me, makes me ponder over it.

Then I have a story to tell . While painting , I completely focus on the feeling of my story and just let my moves swim in the moment.





It's a self exploration journey that will also let the viewers travel to their inner world through my paintings that will behave as mirrors .

I see painting as a journal of what I want to tell the world, so every aspect of it should reflect my voice .



My use of colour, changes time to time, sometimes its more neutral and soothing colours with less contrast, sometimes I feel the urge to reflect a strong feeling with a bold colour dominant stroke.

My technique is mostly based on some somatic movements on the paper that will help me express feelings and tell stories that I can't tell with words.

I prefer to move with palette knife and sometimes try new shapes and marks with different unconventional tools.





**t h a n k**  
**y o u**

caglasker@gmail.com  
093-957-24-10